


# Lechuza®

T H E O R I G I N A L 

Lechuza®

20 YEARS

2000

2020

SAVE THE BEES:  
DO SOMETHING GOOD  
FOR THE ENVIRONMENT

URBAN GARDENING  
IDEAS AND TIPS

NEW & INSPIRED BY LECHUZA

Discover our inspiring new pages  
with home décor and DIY ideas!



YOU ARE

Welcome  
HERE

**Always an  
eye-catcher**

... whether as a small table  
planter or large floor planter for  
trendy greens, LECHUZA has  
the right home for every plant.

## WE'RE EXCITED YOU ARE HERE!

Join us in celebrating LECHUZA's 20th anniversary!

Has it really been 20 years since we introduced our first designer planter with its innovative irrigation system to professionals with green thumbs? We have had a remarkable success story since then. From the beginning, our planters convinced plant and design aficionados alike – within their homes, outside on balconies, or in gardens. And today we are proud to present an impressive portfolio full of unique planters to suit every taste.

Plants – and the many possibilities they offer you to transform your own home, patio, or office into a green oasis – inspire us to come up with fresh ideas every day. This is why we have created this new catalog to show you the many home, décor and do-it-yourself ideas you can use to make your favorite spot a little more beautiful and comfortable.

Flip through the pages and let LECHUZA inspire you!

*Your LECHUZA team*

PS: YOU WILL FIND AN OVERVIEW OF OUR WIDE ASSORTMENT  
STARTING ON PAGE 62

Lechuza®

20 YEARS

2000

2020

**For 20 years we have remained  
committed to ...**

- Sustainable production in Germany
- The highest quality materials and products
- Our intelligent irrigation system
- Unique, award-winning designs

## FIND US ON SOCIAL MEDIA



@LECHUZADEUTSCHLAND



@LECHUZA.WORLD



YOUTUBE.COM/LECHUZA

Lechuza





NATURAL EYE-CATCHER – P. 8



SUMMER IN THE CITY – P. 26



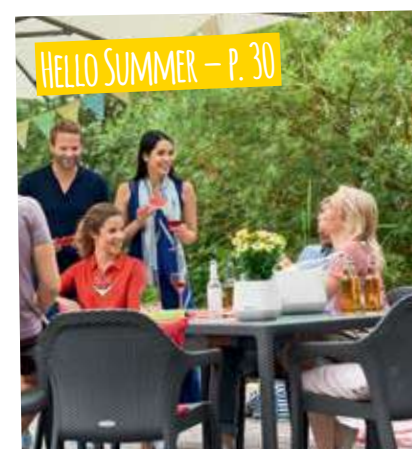
OUTDOOR KITCHEN – P. 16



A BREATH OF ELEGANCE – P. 20



URBAN GARDENING – P. 22



HELLO SUMMER – P. 30



SAVE THE BEES! – P. 32



BLOSSOM'S BAKERY – P. 34



PERFECT CLIMATE – P. 36



LUXURY LINE – P. 40



JAPANDI – P. 44



EXTRAORDINARY ORCHIDS – P. 48



A FEEL FOR SPACE – P. 50



YOUR PLANT PAL – P. 54

Page 6

LECHUZA'S 20TH ANNIVERSARY  
Interesting facts about the plant pros

Page 8

NATURAL EYE-CATCHER  
Set exciting accents with plants

Page 12

WATER IS LIFE  
The original irrigation system at a glance

Page 16

OUTDOOR KITCHEN  
Cook, live, enjoy

Page 20

A BREATH OF ELEGANCE  
Modern chic for outdoor plantings

URBAN GARDENING  
Creative space saver for herbs

SUMMER IN THE CITY  
The perfect summer oasis

HELLO SUMMER  
Tips for the perfect garden party

SAVE THE BEES  
Do something good for the environment

BLOSSOM'S BAKERY  
Baking with candied blossoms

Page 22

Page 26

Page 30

Page 32

Page 34

Page 36

Page 40

Page 44

Page 48

Page 50

PERFECT CLIMATE  
Which plants are right for which space?

JAPANDI  
The best of both design worlds – Japan meets Scandi

LUXURY LINE  
Meet HAVALO

EXTRAORDINARY  
Unique orchids

A FEEL FOR SPACE  
Design tips for large and small rooms

OJO – YOUR PLANT PAL  
Make gardening child's play

LECHUZA PLANT SUBSTRATES  
The right substrate for every application

OUR ASSORTMENT  
All of our products at a glance

LECHUZA AT THE POS  
How to find us at your local retailer

Page 54

Page 58

Page 62

Page 82





# LECHUZA'S 20TH ANNIVERSARY

So much can happen in 20 years. Whether you are already a long-standing customer or would like to become one, the trust you place in us every day confirms that we are on the right path. Thank you!

Lechuza®

## 20 YEARS

2000

2020

## MADE IN GERMANY FOR 20 YEARS

Since we started out in 2000, we have been committed to high-quality production right here in Germany. This is why we are still headquartered in the Central Franconian town of Zirndorf and manufacture our planters and furniture in nearby Dietenhofen. Why change a good thing that has proven itself for so many years?

## 20 YEARS OF SUSTAINABILITY

We treat energy and resources with the utmost responsibility. This is why we also make sure that we work in an energy-efficient, resource-conserving manner. Moreover, we have always been committed to the environment, only manufacturing durable, long-lasting products that our customers can enjoy for years.

## 20 YEARS OF PIONEERING DESIGN

Manufacturing beautiful and functional planters has been important to us from the beginning. Our innovative ideas blend useful features with aesthetic design, reinforcing our role as a pioneer in the market. We created the original LECHUZA system, and we have inspired the industry time and again with our years of expertise and creativity.

OVER

20

INTERNATIONAL  
DESIGN AWARDS

JUST SOME OF OURS



## 20 YEARS OF QUALITY

# 1A

From the very beginning, we have exclusively used premium plastics, and we process these with the help of our specialized knowledge of planters and furniture that meet the highest possible quality standards. Our stylish, solvent-free finishes not only lend our products their unmistakably aesthetic appearance, they also ensure maximum scratch resistance and UV resistance.

OUR PLANTERS  
ARE FULLY  
RECYCLABLE

PLANTER LINERS  
MADE FROM

100%  
RECYCLED\*  
MATERIAL

WE PROCESS

990 T

OF RECYCLED\*  
PLASTICS  
PER YEAR

100%

REUSE  
OF PLASTIC  
WASTE IN  
PRODUCTION

EFFORTS INCLUDE

70%

OF THE WATER WE USE  
FOR PRODUCTION  
COMES FROM  
CISTERNS

\* Post-Industrial Material (regrind)



# Natural Eye-Catcher

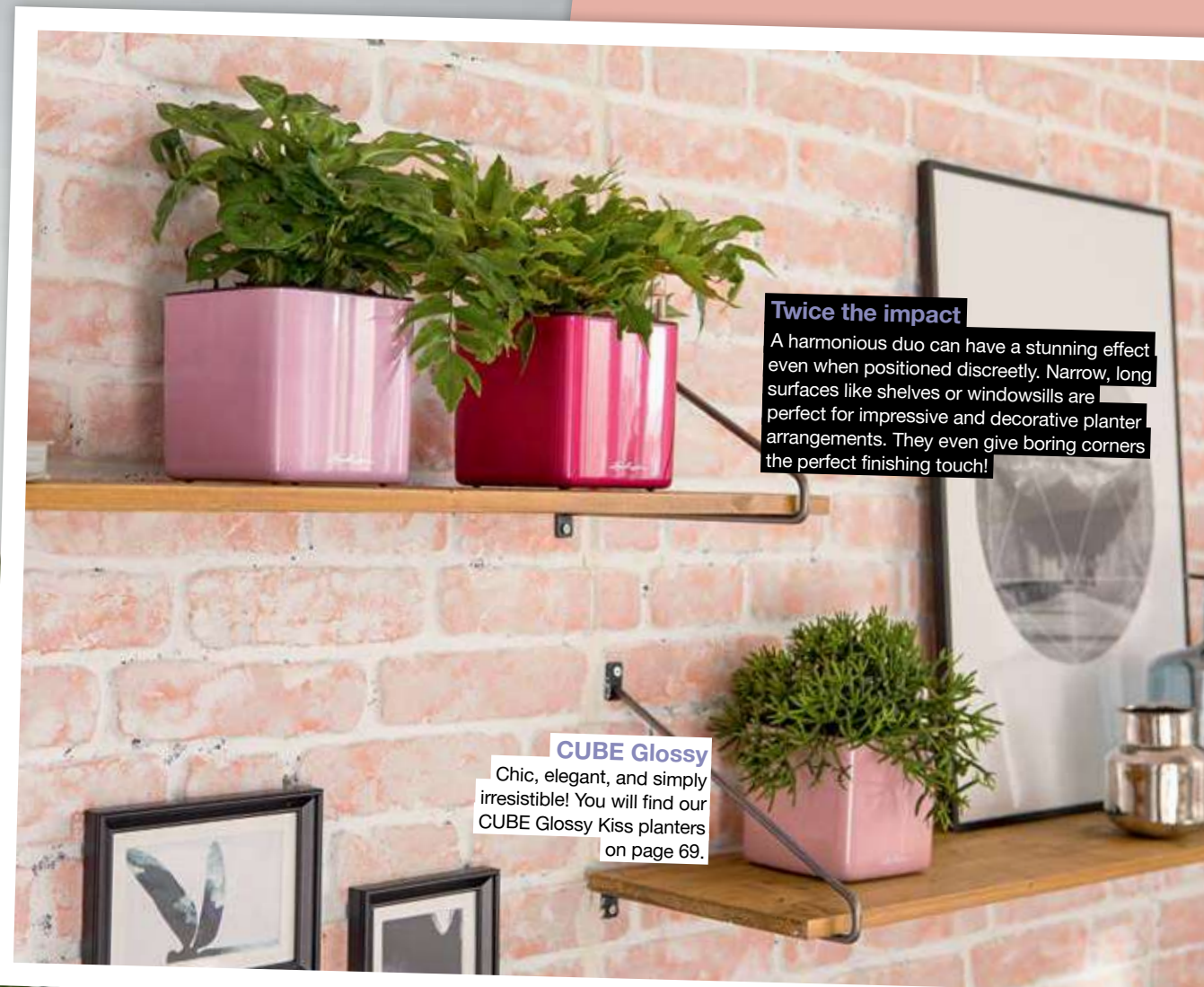
## SET EXCITING ACCENTS WITH PLANTS

Put the spotlight on your green roommates and turn every space into a green oasis. A gorgeous plant in a beautiful planter may look good, but it can get lost in the background if it disappears in a corner behind furniture. Learn how to transform your plants into genuine indoor stars!



### Stronger together

Tiny planters with miniature cacti or succulents make an even greater impact when grouped together. An exciting blend of different planters lets you create totally unique plant arrangements.



### Twice the impact

A harmonious duo can have a stunning effect, even when positioned discreetly. Narrow, long surfaces like shelves or windowsills are perfect for impressive and decorative planter arrangements. They even give boring corners the perfect finishing touch!

### CUBE Glossy

Chic, elegant, and simply irresistible! You will find our CUBE Glossy Kiss planters on page 69.

### Trend alert!

Unassuming design with a stylish shine in sophisticated charcoal. CUBE Glossy makes every plant a star. Page 69





## A GREEN WALL CREATES SPACE FOR PLANTS

### The backdrop steals the show!

Green roommates can be positioned in front of a white wall or white background to ensure they make a real impact. This brings out the colors and showcases plants like extravagant works of art. A unique variation on this theme are green walls. Small green plants can be added to the wall in any number of ways. Your guests will certainly notice these little green wonders.



### A green wall without all the work

Create living art for your home with our Green Wall Home Kit on page 69.

### Everything good comes from above!

Macramés are a great way to beautify your space with hanging plants. The combination of woven cotton yarn and a beautiful planter makes a real impact and is easy to design yourself. And these "hanging gardens" are not just magnificent, they also save space!



### YULA Macramé

Space saving and super trendy. You will find this must-have on page 77





# Water is Life!

## FOR PEOPLE AND PLANTS

Plants need three essential things to grow and thrive: plenty of sunlight, soil that is jam-packed with nutrients, and naturally, water. Let us show you how simple plant care can be!



### Just as nature intended!

Watering plants is not always easy. Water them too little and they will dry out; water them too much and you run the risk of waterlogging. This is why we developed an intelligent watering system that allows plants to receive just the right amount of water they need – just as nature intended.

### Simple, efficient, one of a kind!

Our intelligent irrigation system imitates a natural environment for plants. Our LECHUZA-PON plant substrate supports plants and gives them all the important nutrients they need. It also regulates the supply of water to the roots so that the plant always receives the right amount of water without the risk of waterlogging.

### Magnificent plants that thrive!

Even without a green thumb, our irrigation system lets you enjoy an abundance of green leaves and colorful flowers just as nature intended. All you need to do is ensure that there is enough water in the reservoir after repotting.

### Water once, then sit back and relax!

The water reservoir in our irrigation system is easy to fill from the outside. The water level indicator always keeps you informed of the amount of water in the planter. And once the reservoir is full, you can sit back and relax, or even go on vacation. Your plants will receive all the water they need.

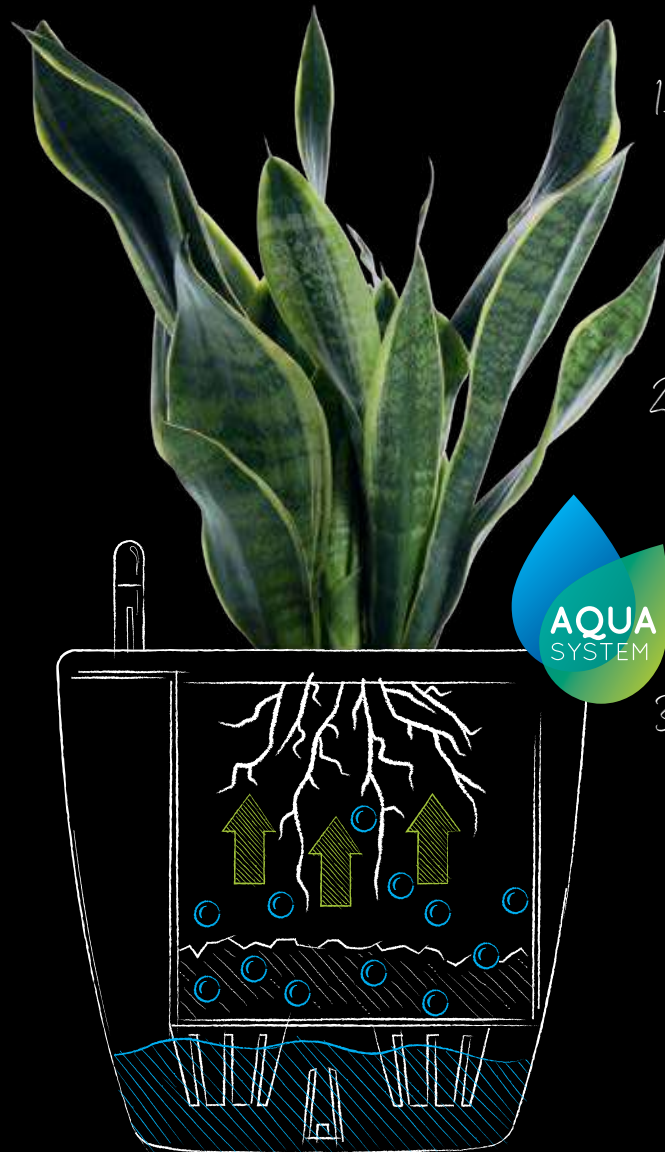
HOW DOES OUR AMAZING WATERING SYSTEM WORK?  
FIND OUT MORE ON THE NEXT PAGE!





# Classic system

Simply place the plant with LECHUZA-PON in the planter liner or directly in the planter. After the growing-in phase, your plant will receive all the water it needs from the reservoir.



## 1. Planting

Cover the separator with the supplied LECHUZA-PON substrate.

Set the plant and LECHUZA-PON in the planter and fill the planter with soil.

## 2. Growing-in phase

Over the next 12 weeks\* continue to water the plant as you normally would, pouring water "onto" it from above. Once the growing-in phase is complete, the plant is able to care for itself.

## 3. Watering and dry phase

Following the growing-in phase, when watering the plant be sure to fill the water reservoir via the water supply shaft until the water level indicator reads "max." Now your plant will care for itself, thanks to LECHUZA.

If the water level indicator reads "min.," this indicates the start of the "dry phase" for the plant; this phase, can last 2-10 days\*. After each dry phase, refill the water reservoir to "max." via the water supply shaft.

\* depending on plant and location

# Wick system

Quick and simple, the wick allows you to keep small plants in their pots when planting them in the planter.



Gather your grow pot and wick.




Insert wick.



Place grow pot in planter. Water and enjoy.

NO REPOTTING NECESSARY!



EASY TO FIND:  
Planters featuring the wick system can be identified by this symbol

AQUA SYSTEM





## ENJOY LIFE TOGETHER

Casual picnics and friendly barbecues are as much a part of summer as steak and potato salad, but an outdoor kitchen takes summer culinary delights to a whole new level! After all, what dishes can't be prepared with a grill and an outdoor stovetop? And best of all, the cook is part of the fun instead of being left alone in the kitchen.

# OUTDOOR KITCHEN

COOK, LIVE, ENJOY

We enjoy life outdoors, relaxing and eating outside. So why not cook outside, too? We are proud to present the latest top summer trend, the outdoor kitchen!

### Green table decorations

Small planters are the perfect additions to your decorated table. A tip for the perfect garden party: Herbs are wonderfully aromatic and when they are freshly cut they are ideal for individually seasoning dishes.



### Lively atmosphere

Plants are absolute must-haves for a relaxing outdoor environment. On the ground, on tables, on counter tops ... fill empty space with refreshing greens!



### Summer classic

Purist design for your outdoor kitchen. QUADRO LS on page 73.



## OUTDOOR LIVING

If there is enough space, why not combine an outdoor kitchen with an outdoor living room? With comfortable furniture and selected decorative elements, you can create a harmonious living space outdoors.

### Cooking in the great outdoors

Preparing full-course meals outside is no problem with a well-appointed outdoor kitchen. A stovetop, a barbecue grill, a sink, and a large counter top are absolutely essential to the perfect outdoor experience.



### Decorative elegance

Our CUBICO Premium also gives your outdoor area a touch of class. Page 70



### From inside to outside

In the summer, even indoor plants benefit from a bit of fresh air. Simply bring your cozy living room environment to your patio or balcony!

### Simply ingenious

Our CLASSICO Premium is so timeless that there is no reason not to shine a spotlight on it. Choose between four brilliant high-gloss and three stylish metallic finishes on page 67.



**Smooth surfaces,  
clear edges**  
Beautify your outdoor kitchen with the attractive CUBE design! Page 69



**Above and beyond!**  
For true elegance, discover our tall, slim RONDO on page 73.





# A Breath of Elegance

## MODERN CHIC FOR OUTDOOR PLANTINGS

So timeless and sleek, so full of contrasts yet so harmonious. Sophisticated black and white is a timeless classic. No other style exudes more elegance and taste.

Bold blacks and whites are perfect for the patio or balcony. Furniture, floor coverings, awnings, seat cushions, flower boxes, decorative elements – everything is stylish in a monochrome look. On small balconies, for example, white should dominate to avoid a feeling of confinement, but black can be used throughout the patio.

### *Stark contrast*

Black and white, two polar opposites. One is deep, dark, and sleek and the other is bright, open, and sensible. These two opposites collide, yet complement each other perfectly. This is why the tension between these two colors is far from disrupting; in fact, it is extraordinarily harmonious.

### *Elegant outward appearance*

A general rule of thumb: Geometric shapes and symmetries underline the impact of black and white elements. Meticulously trimmed hedges and supported ornamental shrubs with flowing contours create the perfect backdrop in the garden. Clearly contoured planters, arranged in black and white pairs, lend structure to the surroundings while offering enough space for similarly shaped plants (e.g. box trees).

A walkway paved in black and white or black and white group seating – gives the garden a pleasantly stylish charm.

### **Charming elegance**

Create intriguing contrasts with our CUBICO Premium on page 70.



### **Accentuate!**

Our CUBE Premium in white – an elegant eye-catcher. Page 71



### **Uniquely exquisite - Take two!**

Pair up the CUBICO Premium Alto for an especially balanced look.



Limit yourself to a couple of essential elements to give your entrance a touch of elegance. Two tall black planters with magnificent white flowers make a very confident style statement. Add a door and steps to match and the black and white look is complete.





#### Herbal green wall

Attaching plants to a wall saves space and brings plenty of fresh green to bare walls. The easiest method is to attach pots to the wall using magnetic brackets. A practical idea: To water, repot or cut, simply detach the pots from the wall and then reattach them! Full herb garden guaranteed!



#### Green, greener, green wall!

Decorative, practical, and personalized: our Green Wall Home Kits on page 68.

# URBAN GARDENING

## CREATIVE SPACE SAVER FOR HERBS

As soon as summer arrives you see people digging, planting, and gardening again. But, there's no need to be sad if you don't have a garden. The Urban Gardening trend is still in full swing, giving city-dwellers a chance to bring herbs and even fruit and vegetable plants to city balconies. And there are plenty of creative, space-saving storage options for indoors, too – we have tips for you!



## Clever PLANT IDEAS



### Hanging pots

Small apartments might not have much floor space. However, flower pots are easy to hang. Alternatively, pots can also be placed on DIY hanging shelves. This not only saves space, it also gives spaces a casual look!



### Keeps flowers and herbs fresher longer!

Our handy CUBE Color is available in three great colors! Page 68

## FLOWER LADDER

Showcase lots of flowers in very little space. It is easy to attach planted pots to the rungs of a wooden ladder using hooks or similar fastening devices. The advantage: You can quickly redesign and rearrange herb ladders!

### Always a real eye-catcher

Our CUBE Color Triple offers enough room for up to three plants! Page 68

### TIP:

The planter already includes balcony brackets for the CUBE Color Triple.



### Classic and flexible

Whether on a table, on the floor, or on a hanging shelf, the CLASSICO Color always feels at home!

Page 64

### DIY TIP:

## BUILD YOUR OWN HANGING SHELF

### What you'll need:

- 8 square pieces of wood
- 1 board
- Screws and hooks
- Chains
- Saw
- Drill and power screwdriver
- Brushes and paint if desired



First saw the boards into uniformly sized pieces: Four of the pieces should be as long as the short side of the board. The other four pieces can be a little bit longer.



Drill holes into the ends of the boards and connect them to form two identical frames using the screws. Paint the frames if desired.



Set up the frames and push the board through so that it receives stable support from both brackets. Screw one hook into each top of the frame, attach the chains, and hang the shelf on the ceiling – wow!



WATCH JELENA'S DIY VIDEO AT:  
[HTTPS://YOUTU.BE/KOGLWHQHSO](https://youtu.be/KOGLWHQHSO)  
OR SIMPLY SCAN THE QR CODE.



# SUMMER IN THE CITY

## THE PERFECT SUMMER OASIS

Your own little outdoor summer space for relaxing, enjoying, and snacking. It's so simple!



### PURE RELAXATION!

Lifeless grey cement without a hint of charm? This doesn't have to be the case! Instead, bring a world of fresh green to your balcony and create your very own wellness garden in even the smallest of spaces with fresh, organic fruits and vegetables!

**For big and small**  
The perfect fit for every plant:  
our CANTO Stone family on  
page 63.



### Casual and stylish

Bring summer to your balcony with our CUBE Color.  
Page 68



### Gardening in small spaces

Herbs hanging from the balcony railings, small shrubs and vegetable plants on tables and shelves, fruit trees on the ground – there's a place for everything!

## EASY GARDENING

Fruits and vegetables must be properly cared for in order to thrive. An example is tomatoes – they need lots of sun, tend to thrive on south or west-facing balconies, and must also be watered evenly and regularly. No problem with LECHUZA!

Tip: Moisture is bad for tomato leaves, which is why these plants should be protected from rain if necessary.

## BALCONERA COTTAGE 50



### All good things come in threes!

Lavender, mint, mini tomatoes ...  
Space-saving and easy to care for in  
our BALCONERA Cottage on  
page 63.

### NEW: VEGGIEPON

See page 80 for more information  
about our new vegan plant substrate.



May vary from image shown





## ORGANIC SUMMER FRESHNESS

The best thing about your own balcony garden is there's always something to pick or munch on and all of it is organic, freshly picked from your very own shrub or soil!

For that extra kick of freshness in the summer, fill a carafe with cool water and add freshly picked raspberries, lemon slices or a sprig of rosemary – refreshing and delicious!

Plants bring nature to the balcony. Of course, position, orientation (e.g. south, west) and personal taste play a key role in finding the right balcony plants. Flowers and vegetables work well in space-saving balcony boxes, while floor planters make great homes for small fruit trees.



## OUTDOOR LIVING ROOM

Make your balcony paradise truly cozy with a few essential additions. Boldly colored cushions for comfy chairs and bamboo mats or artificial turf for the ground instantly transform your balcony into a relaxing oasis. Lamps, vases, or other decorative favorites give your balcony a unique atmosphere.



### Multifaceted!

Our BALCONERA Collection is available as a color planter, in an organic wicker design, and in a natural stone look.



SCAN THE QR CODE FOR MORE INFORMATION ON THE TOPIC OF URBAN GARDENING.



# Hello Summer

## TIPS FOR THE PERFECT GARDEN PARTY

Whether you're relaxing or celebrating outside, make your next garden party with family or friends unforgettable!

### The right furniture

Essential to every garden party is a large table and comfy chairs! Dishes can be served on an additional buffet table if space runs low.

### Take a seat!

Our Furniture COLLECTION gives your patio a cozy and inviting look. Page 65

### Do-it-yourself banners!

No environment would be complete without decoration. The easiest way to do this is with colorful pennant banners. Simply cut triangles from colored paper, punch holes in two spots, string through with twine, and hang!

### Homemade salad dressing

A delicious, light salad is the perfect summer dish, especially when topped with homemade dressing.

For a super-quick mint-yogurt dressing, just stir two tablespoons of lime juice into 1 cup of yogurt, finely chop three mint springs and add them to the mixture, and stir thoroughly. Season with salt and pepper to taste and serve chilled!

### Build the perfect privacy screen

for your patio with TRIO Cottage. Also ideal for small espalier trees or climbing plants. Page 66



FOR MORE INFORMATION AND GREAT SOURCES OF INSPIRATION VISIT OUR WEBSITE OR USE THE QR CODE BELOW.





# SAVE THE BEES!

## DO SOMETHING GOOD FOR THE ENVIRONMENT

Nature is a complex ecosystem with a place and a job for all forms of life, and even the smallest of creatures can make a great impact. Our world would be a very different place without bees that fly from blossom to blossom.

### HOW YOU CAN HELP THE BEES?

These little bees need nourishment to survive. But, sustenance is particularly rare in densely-populated cities. Everyone must join in to make a difference!

#### HELPING THE BEES 1: EMBRACE WILDLIFE

While perfectly manicured, weed-free lawns may still be considered the norm, they do nothing to help the bees. Wild flowering fields on the other hand are a paradise for bees.

#### HELPING THE BEES 2: NESTING PLACES

While honeybees live in bee hives, wild bees build individual nests to raise their young. We can provide them with a special place built just for this purpose. For example, hollow "nest stalks" made of bamboo or reed are suitable for some types of wild bees. It is essential to smooth out the ends (with sandpaper, for instance), so that the bees cannot injure themselves on sharp edges or splinters when entering the nest. It is also important to ensure that the stalk does not crumble and that the openings are large enough for little bees. For ground-nesting bees a box or dish with loose sand and no plants is a good idea. Wild bees prefer nesting places in direct sunlight.

#### HELPING THE BEES 3: BALCONY IN BLOOM

Even with very little space, there's a lot you can do for bees. Flowering plants in yellow and blue are especially attractive to bees (they cannot see the color red). Lavender, sage, verbena, or silkweed are rich in nectar, easy to plant in flower pots, and also look beautiful.

#### DON'T FEAR THE BEES

Anyone afraid of stinging insects might think twice about attracting a swarm of bees into their garden. But, there's no need to worry. Honeybees are very peaceful creatures and only sting when threatened. There's nothing to fear if you simply leave them alone. Most types of wild bees do not even have a stinger. Here's to a bee-friendly neighborhood!

**Bee friendly!**  
With their colorful flowers, garden cosmos plants are not just aesthetically pleasing, they are also very bee-friendly. Our LECHUZA planters guarantee magnificent blooms!





# BLOSSOM'S BAKERY — BAKING WITH CANDIED BLOSSOMS

Dishes shouldn't just taste great; they should also look great. After all, food should also be a feast for the eyes! Cooking, baking, and garnishing dishes with colorful flowers is a real spring and summer trend. The best approach is to pluck the little flower heads in the morning when they are in full bloom. Make sure to only pick clean blossoms. If you wash them they will quickly lose their color and aroma.

## OUR TOP 3 EDIBLE FLOWERS

### ROSES

A fruity and minty highlight that will lend a late-summer touch of romance to any dinner in a snap.

### VIOLETS

From a culinary perspective, violets are true all-rounders. Their sweet scent not only makes desserts more exquisite, it also rounds out soups and salads.

### DAISIES

With their nutty, slightly spicy aroma, unimposing daisies give salads and meat dishes real zing!

### TIP:

Place the flowers in a muffin tray for drying then they will retain their shape!

## CANDYING BLOSSOMS

*Cooking and baking  
with blossoms*

### INGREDIENTS:

Fresh blossoms  
1/4 c Sugar (+ an extra dash)  
1/2 c Water

### CANDYING BLOSSOMS:

1. Boil sugar in water until a syrup forms and then let cool
2. Use a fork to carefully dip the blossoms in the syrup and then place them on a baking tray
3. Let the syrup dry slightly and then dust some sugar onto the blossoms
4. Allow them to dry thoroughly for about 1 to 2 weeks – enjoy!

**Tip:** For interesting compositions, it is just as easy to candy herbs using the same technique!



TO LEARN MORE ABOUT ALL OF THE  
GREAT THINGS YOU CAN DO WITH  
CANDIED BLOSSOMS SCAN THE QR  
CODE OR VISIT  
[WWW.LECHUZA.WORLD/  
BLOSSOMSBAKERY](http://WWW.LECHUZA.WORLD/BLOSSOMSBAKERY)



**Space-saving flower cultivation**  
Cultivate beautiful flowers even without a large  
garden with our NIDO hanging basket. Page 65





# Perfect Climate!

## WHICH PLANTS ARE RIGHT FOR WHICH SPACE?

Plants not only make our dwellings greener and cozier, they also improve the indoor climate when they are positioned correctly. Let us show you how to play to different plants' strengths in different areas of your home.

### LIVING ROOM

#### Areca palm

It is decorative and gives large rooms an exotic touch. It also cleans the air by filtering pollutants and chemicals from it.

#### Peace lily

A stylish plant that has a real knack for creating a pleasant environment. The peace lily filters out poisonous substances like formaldehyde or benzene, adds moisture to air and cleans waste products such as acetone or ammonia that are exhaled in human breath.

#### Upgrade for your plants!

In a CUBE Premium planter, the Areca palm not only supplies clean air, it also complements your interior with a classic touch. Page 69

### OFFICE

Tip:

Fragrant rosemary can improve concentration.

#### Ficus

A classic office plant, it releases a great deal of oxygen throughout the day and cleans the air of poisonous vapors (e.g. from paint finishes or plastics). However, it can also trigger allergies.

#### Dragon tree (Dracaena)

Grows quickly and is great for use as an eye-catcher or room divider in offices. It also fights against the dry air often seen in such spaces by releasing moisture through its leaves. And, it loves the warm indoor climate.

### BEDROOM

#### Bowstring hemp

An air freshener that also converts carbon dioxide into oxygen overnight. It also fits perfectly on any windowsill (avoid direct sunlight).

#### Schefflera

It is easy to care for and thrives in somewhat cooler temperatures, making it ideal for the bedroom. It also regularly releases oxygen, promoting more restful sleep.

Tip:

Jasmine and lavender are calming and sleep-promoting fragrances.



# KITCHEN



## Indoor fern

Freshens air and is also great for smaller spaces. Ferns enjoy warmth and high humidity – which makes them perfect for the kitchen.

## Tillandsia

Ideal for small kitchens. Tiny tillandsia is an “epiphyte” or “air plant”; this means it does not need to be planted. It obtains water from rain and vapor in the air, which helps prevent high humidity and mold.

## Miracle space saver with style

The Cube Glossy Triple takes good care of your plants and showcases their beauty.  
Page 69



## TrendTip

### Plants for the shower

They clean the air, refresh the body and mind, and are a unique decorative element for the bath. Bamboo, green lily, or aloe vera are great plants for the shower. If you don't have much space, you can also tie a bunch of eucalyptus to the shower slide bar. Invigorating!



# BATH

## Aglaonema

Thanks to its large, prominent leaves and beautiful blossoms, this plant is a true eye-catcher for any bath. It also filters pollutants from the air, enjoys bright areas, and has no problem with humid environments.

## Green lily

It is easier to care for than virtually any other houseplant. Its key advantage: It doesn't require much light and will therefore thrive even in small, dimly lit baths. It also removes pollutants from the air.



## Elegantly designed classic ...

... with a modern interpretation!  
Our QUADRO LS on page 73.



## Simple and beautiful

Harmonious eye-catcher for any room: CUBICO Color on page 64.



## Our premium cube

High-quality gloss or elegant matte metallic look: CUBE Premium on page 69.



## Unique elegance

For a very exclusive effect: RONDO Premium on page 73.



Luxury  
redefined  
meet  
HAVALO



HAVALO 25 VASE

HAVALO 40

HAVALO 30

HAVALO 60



IRRESISTIBLY-STYLISH DESIGN  
WITH AN UNFORGETTABLE FEEL  
AND SUBTLE, NUANCED COLORS.

FOR EVERYONE WHO LOVES  
LUXURY AND CAN APPRECIATE  
THE CHARM OF UNMISTAKABLY  
BEAUTIFUL DESIGN.

## PURE LUXURY

True elegance is found in tasteful understatement. HAVALO planters are both elegant and authentic and can be combined for a balanced look.

### Exclusively for HAVALO

Our HAVALO planters feature a stunning matte finish that is finely profiled using a rotation process – exclusive luxury that is sure to set a stylishly impressive scene. Page 75



MOON  
GREY

BASALT  
GREY

SEASHELL  
NUDE



# Japandi Style

THE BEST OF BOTH DESIGN WORLDS  
JAPAN MEETS SCANDI



Meticulous Japanese simplicity meets the homey tranquility of Scandinavia. This is one style that is sure to please with its clear yet calming charm.



## Less is more

Here's to simplicity. Minimalism is at the core of the Japandi style, with the philosophy that interior decorating should be limited to the basic essentials. Calm, serene, focused yet still comfy!



## A penchant for nature

Organic forms, natural materials, and pristine colors: That's Japandi in a nutshell. Wooden flatware and decorative pieces, stone and ceramic create a peaceful and calm ambiance. And everything is balanced out with subtly arranged plants in muted hues. A pair of bold accents creates a marvelous contrast.



## Harmonious combinations

A love of simple forms and natural materials connects the Scandinavian with the Japanese in the most harmonious way imaginable. Furniture is functional yet timeless and stylish.



### The feeling of nature

Being in touch with nature also means that structure and a striking feel are more than welcome! Unfinished wood in a typical Scandi look, hand-made decorative elements made of heavy, rough stoneware or rough linens add the perfect touches to any Japandi apartment.

### A style full of personality

An apartment decorated in the Japandi style also always reflects the life and individual personalities of its inhabitants. It thrives on unique pieces that have stood the test of time and still look beautiful. The most interesting items are those that have a story to tell!

### Perfect balance

Light and shadow are two contrasting elements that go hand-in-hand with Japanese culture and aesthetics. The combination of dark and light elements creates a stark contrast that balances perfectly despite its main characters being polar opposites.

### Clear shapes, subtle colors

Balanced harmony for your living space. CUBICO Premium on page 70.





# Extraordinary

## UNIQUE ORCHIDS!



**Perfectly balanced**  
All-in-one care for your sophisticated favorites. ORCHIDEA on page 72.

**The perfect decoration and gift idea**  
Ideal for small orchids or offshoots: MINI-DELTINI on page 71.

More elegant and graceful than any other plant, orchids are simply the perfect way to decorate any windowsill. Let us show you how to properly care for these sophisticated beauties!

### CORRECT LOCATION

Orchids need plenty of light, but are sensitive to very bright, direct sunlight. A spot in a window facing east or west is ideal!

### CORRECT WATERING

As tropical epiphytes, orchids thrive in highly-humid environments, but they detest waterlogging! Tip: An irrigation system enables orchids to supply themselves with the right amount of water anytime.

### PROPER FERTILIZATION

Less is more: Orchids aren't very demanding when it comes to nutrients, so it's easy to over-fertilize them. We recommend our special orchid substrate for a balanced supply of nutrients (page 80).

### 1. MINI PHALAENOPSIS

Sometimes called the "butterfly orchid" due to the characteristic shape of its blossoms, this plant blooms magnificently all year round.

### 2. CAMBRIA

This exceptionally high-growing orchid is a breed of countless exotic orchid types. It is relatively easy to care for, making it a good choice for people who are new to orchids.

### 3. CATTLEYA

This plant's petals are long and often quite vivid. Some sub-species of Cattleya are also spotted and very fragrant.

### 4. COELOGYNE

In the lofty heights of the Himalaya foothills, the coelogyne features striking bulbs and clusters of lacy flowers.

### 5. VANDA

This orchid actually originates from Southeast Asia. However, its dense leaves and large, boldly-colored flowers have earned it a number of fans around these parts as well.



FOR MORE INFORMATION AND GREAT SOURCES OF INSPIRATION VISIT OUR WEBSITE OR USE THE QR CODE BELOW.





# A FEEL FOR SPACE

## DESIGN TIPS FOR LARGE ROOMS

With plenty of room to spread out, it's no wonder lofts are so popular and highly coveted in the real estate market. Their spacious rooms and unfinished concrete walls are the perfect backdrop for prominent plants in deep shades of green.



High ceilings create an almost breathtaking expanse. But, this can also quickly make a room seem cold and uninviting. The solution: High shelves, pictures, or even high-growing or climbing plants, such as the schefflera.

## LOFT JUNGLE MADE EASY

Living with more than two plants can wind up being a lot of work, but not with LECHUZA!

### Discover our unique watering system!

Plants naturally know best how much water they need for optimal growth. Simply fill the water reservoir and put up your feet! The water level indicator clearly shows how long the water supply will last.







### Defining space

Large areas are more cozy when they are divided into separate spaces, such as with room dividers. This enables you to enclose entire areas, create a secluded spot, or simply put up an amazing eye-catcher.



### Intriguing contrasts

Black and white are often considered "colorless" and are traditional favorites for lofts. Basic pieces in these colors give the room stability and structure, and you can build on this to set accents in bold shades here and there.

### Green spots of color

Plants with many leaves or very large leaves bring lift to the calm loft atmosphere, like calathea or schefflera.

## TIPS FOR LOFT APARTMENTS

- Clearly separate living areas with plants, room dividers or rugs
- For very high spaces, include the top floor (gallery)
- Décor, décor, décor: add large sculptures, lamps, pictures, vases, etc.
- Lights on: give more comfort with spots, downlights, lanterns, or low-hanging lamps
- Use "sound absorbers," such as full shelves, fabric tapestries or large plants



**Exciting perspectives**  
CURSIVO Premium creates a dynamic ambiance.  
Page 70



**Live lofty**  
Slender yet stable  
Our CILINDRO Color was made for large spaces!  
Page 63



**Space filling**  
Create new living areas with our CARARO Premium on page 67.



# OJO YOUR PLANT PAL

New

## MAKE GARDENING CHILD'S PLAY

Play, watch, learn! Our OJO fits in any child's room and is the perfect pal for young botanists and plant enthusiasts! OJO not only looks fun, it is also super easy to plant!



**You can always depend on OJO!**  
OJO is always there for you when you need it. And even when you aren't home, it will take good care of your plants for you. With its integrated water reservoir, OJO always supplies your plant with just the right amount of water.



### Experiment and discover the world around you

Once you've planted your OJO, sit back and watch it grow! This is especially exciting with plants that are still small because they grow very quickly in the beginning!



### The perfect spot

Desk, nightstand, windowsill – OJO fits anywhere. Wherever you put your plant, make sure it always gets enough sunlight.

### How to plant your OJO:

1. Place the wick in the plant pot and then place the plant pot into OJO.
2. Fill the reservoir with water
3. Magic! Once the water reservoir is full, OJO's eyes suddenly turn blue! This way, you'll always know whether your plant has enough water.







### Grab your favorite plant!

The penta has star-shaped, pink flowers, and deep green leaves, making it a gorgeous and soothing eye-catcher for any kid's bedroom. The sword fern gives any bedroom a sense of adventure and jungle feeling. Set a bold accent with the lush green and vivid red leaves of the calathea plant.

## ALL OF OUR STYLES AT A GLANCE



May vary from image shown

## GREAT ACCESSORIES

### Everything you need for your OJO

Our great accessories make it easy for you to fill your new plant pal!



1 First place the separator into your OJO.



2 Carefully add LECHUZA-PON plant substrate



3 Pour in the wheatgrass seeds (included in the set)



4 Water it! (Whenever the eyes turn brown again)

Watch it grow!  
Now you can watch your OJO's hair grow!  
Your project – your success!







# LECHUZA PLANT SUBSTRATES

## THE RIGHT SUBSTRATE FOR EVERY APPLICATION

Light? Yes! Water? Got it! An adequately sized planter? Check! Now all you need is the optimum soil for the perfect plant experience and you're sure to find the right one from our selection of four exclusive plant substrates!



### LECHUZA-PON

**Mineral plant substrate  
with slow-release fertilizer**

- Stores water and nutrients and releases them to the plants as needed
- Ideally suited for all types of plants
- Permanently structurally stable with optimum aeration
- Good drainage capability, prevents waterlogging
- Stable pH level for long periods
- Inhibits mold growth
- Ideally suited for people with allergies
- Does not provide a habitat for pests

AVAILABLE IN 3, 6, 12 AND 18 LITER SIZES



May vary from image shown

## THE BEST ALTERNATIVE TO NORMAL SOIL

- EVEN DISTRIBUTION OF NUTRIENTS
- KEEPS FOR YEARS, NO NEED TO REPLACE
- OPTIMUM SUPPLY OF AIR AND WATER
- SIMPLE, CLEAN FILLING





## ORCHIDPON

### Special substrate for orchids

- Rich in humic matter for optimum root growth
- Good drainage capability, prevents waterlogging
- Balanced air and water management near the roots to keep plants healthy

AVAILABLE IN 3 AND 6 LITER SIZES



May vary from image shown

## VEGGIEPON

### Nutrient-rich vegetable soil VEGAN

- 100% vegan, free of animal products
- 100% peat-free/to protect nature
- 100% vegan fertilizer + premium plant biochar

AVAILABLE IN 6 AND 12 LITER SIZES



May vary from image shown

## DON'T FORGET TO FERTILIZE!

### SLOW-RELEASE FERTILIZER WITH TRACE ELEMENTS

FOR FLOWERING PLANTS FOR NON-FLOWERING PLANTS



May vary from image shown

- Stable nutrient release over a period of 6-8 months
- Ideal for use in water reservoirs
- Magnificent blooms the entire season
- Green leaves, healthy plants

### LIQUID FERTILIZER FOR ORCHIDS



May vary from image shown

- Optimum water and nutrient supply
- Gorgeous + healthy plants
- Easy dosing

### LEAF SHINE SPRAY FOR ORCHIDS



May vary from image shown

- Wellness for your orchids
- Gentle cleaning
- Healthy shine

## TERRAPON

### High-quality potting substrate

- Peat-free – to protect the environment
- Optimal supply of air and water
- Proven professional quality – pre-fertilized for 6-8 months

AVAILABLE IN 6 AND 12 LITER SIZES



May vary from image shown



# OUR ASSORTMENT

You will find our wide range of products along with dimensions, various colors, and order numbers on the following pages. The items are sorted alphabetically to ensure you find your desired product quickly and easily.

**TIP: NOTE THE PAGE REFERENCES ON OUR INSPIRATION PAGES!**



ALL OF OUR PLANTERS FEATURE AN INTELLIGENT IRRIGATION SYSTEM

## EASILY FIND WHAT YOU'RE LOOKING FOR

**Product name** → **BALCONERA Color**

**Product image** →

**Available colors** →

**Plant volume** 8L / **Water reservoir size** 3L

**Order number** **BALCONERA Color 50 // 50 × 19 × 19 cm**  
 white: Art. No. 15670  
 nutmeg: Art. No. 15674  
 slate: Art. No. 15673

**W × D × H or Ø × H**

This symbol indicates that the plant features the "wick" watering system. This makes planting unnecessary. Simply place the wick in the grow pot and you're done!

## SUITABLE FOR OUTDOOR USE

### BALCONERA Color



**BALCONERA Color 50 // 50 × 19 × 19 cm**  
 white: Art. No. 15670  
 nutmeg: Art. No. 15674  
 slate: Art. No. 15673



**BALCONERA Color 80 // 79 × 19 × 19 cm**  
 white: Art. No. 15680  
 nutmeg: Art. No. 15684  
 slate: Art. No. 15683

BALCONERA 80 has two separate planter liners for easy and convenient planting.

### BALCONERA Cottage



**BALCONERA Cottage 50 // 50 × 19 × 19 cm**  
 white: Art. No. 15600  
 mocha: Art. No. 15605  
 granite: Art. No. 15602



BALCONERA 80 has two separate planter liners for easy and convenient planting.

**BALCONERA Cottage 80 // 79 × 19 × 19 cm**  
 white: Art. No. 15610  
 mocha: Art. No. 15615  
 granite: Art. No. 15612



**Interchangeable planter liner**  
 All of the planters in the BALCONERA line have interchangeable plant liners.

### BALCONERA Stone



**BALCONERA Stone 50 // 50 × 19 × 19 cm**  
 stone grey: Art. No. 15650  
 sand beige: Art. No. 15651  
 graphite black: Art. No. 15652



**BALCONERA Stone 80 // 79 × 19 × 19 cm**  
 stone grey: Art. No. 15660  
 sand beige: Art. No. 15661  
 graphite black: Art. No. 15662

BALCONERA 80 has two separate planter liners for easy and convenient planting.

### CANTO Stone



**CANTO Stone 30 low // 30 × 30 × 30 cm**  
 stone grey: Art. No. 13700  
 sand beige: Art. No. 13701  
 graphite black: Art. No. 13702



**CANTO Stone 40 low // 40 × 40 × 40 cm**  
 stone grey: Art. No. 13720  
 sand beige: Art. No. 13721  
 graphite black: Art. No. 13722



**CANTO Stone 30 high // 30 × 30 × 56 cm**  
 stone grey: Art. No. 13600  
 sand beige: Art. No. 13601  
 graphite black: Art. No. 13602



**CANTO Stone 40 high // 40 × 40 × 76 cm**  
 stone grey: Art. No. 13620  
 sand beige: Art. No. 13621  
 graphite black: Art. No. 13622



**Integrated handles**  
 to easily lift the planter liner

### CILINDRO Color




**CILINDRO Color 23 // 23 × 41 cm**  
 white: Art. No. 13940  
 sunset orange: Art. No. 13943  
 slate: Art. No. 13943



**CILINDRO Color 32 // 32 × 56 cm**  
 white: Art. No. 13950  
 sunset orange: Art. No. 13952  
 slate: Art. No. 13953



### CLASSICO Color






**CLASSICO Color 18 // 18 × 17 cm**  
white: Art. No. 13261  
nutmeg: Art. No. 13262  
slate: Art. No. 13263



**CLASSICO Color 28 // 28 × 26 cm**  
white: Art. No. 13190  
nutmeg: Art. No. 13203  
slate: Art. No. 13204



**CLASSICO Color 43 // 43 × 40 cm**  
white: Art. No. 13230  
nutmeg: Art. No. 13243  
slate: Art. No. 13244






**CLASSICO Color 21 // 21 × 20 cm**  
white: Art. No. 13170  
nutmeg: Art. No. 13183  
slate: Art. No. 13184




**CLASSICO Color 35 // 35 × 33 cm**  
white: Art. No. 13210  
nutmeg: Art. No. 13223  
slate: Art. No. 13224

### CUBE Cottage







**CUBE Cottage 30 // 30 × 30 × 30 cm**  
white: Art. No. 15376  
mocha: Art. No. 15375  
granite: Art. No. 15372



**CUBE Cottage 50 // 50 × 50 × 50 cm**  
white: Art. No. 15390  
mocha: Art. No. 15395  
granite: Art. No. 15392



**Need to switch?**  
The CUBE 40 planter liner also fits in CUBICO 40 and TRIO 40.



**CUBE Cottage 40 // 40 × 40 × 40 cm**  
white: Art. No. 15380  
mocha: Art. No. 15385  
granite: Art. No. 15382

### CUBETO Stone







**CUBETO Stone 30 // 30 × 13 cm**  
stone grey: Art. No. 13830  
sand beige: Art. No. 13831  
graphite black: Art. No. 13832




**CUBETO Stone 40 // 40 × 18 cm**  
stone grey: Art. No. 13840  
sand beige: Art. No. 13841  
graphite black: Art. No. 13842




### CUBICO Color






**CUBICO Color 22 // 22 × 22 × 41 cm**  
white: Art. No. 13160  
slate: Art. No. 13164  
nutmeg: Art. No. 13161



**CUBICO Color 40 // 40 × 40 × 75 cm**  
white: Art. No. 13150  
slate: Art. No. 13158  
nutmeg: Art. No. 13151



**CUBICO Color 30 // 30 × 30 × 56 cm**  
white: Art. No. 13130  
slate: Art. No. 13138  
nutmeg: Art. No. 13133

### CUBICO Cottage





**CUBICO Cottage 30 // 30 × 30 × 56 cm**  
white: Art. No. 15226  
granite: Art. No. 15222  
mocha: Art. No. 15225



**CUBICO Cottage 40 // 40 × 40 × 75 cm**  
white: Art. No. 15246  
granite: Art. No. 15242  
mocha: Art. No. 15245



**Interchangeable planter liner**  
You can also use the interchangeable planter liner in CUBICO Color and CUBICO Premium.

### Furniture stackable chairs





**Stackable chair // 58 × 57 × 84 cm**  
white: Art. No. 10900  
granite: Art. No. 10903  
mocha: Art. No. 10904





### Furniture dining table





**Dining table // 90 × 90 × 75 cm**  
white: Art. No. 10910  
granite: Art. No. 10913  
mocha: Art. No. 10912



**Dining table HPL // 90 × 90 × 75 cm**  
white: Art. No. 10914  
granite: Art. No. 10915

**Dining table // 160 × 90 × 75 cm**  
white: Art. No. 10930  
granite: Art. No. 10933  
mocha: Art. No. 10932


**Dining table HPL // 160 × 90 × 75 cm**  
white: Art. No. 10934  
granite: Art. No. 10935




### NIDO Cottage



**With a sturdy stainless steel hanger.**



**NIDO Cottage // 27 × 23 cm**  
white: Art. No. 15190  
granite: Art. No. 15193  
mocha: Art. No. 15195



**Decorative trim**  
The decorative trim at the base of the planter elegantly conceals the drain plug.



## TRIO Cottage



**TRIO Cottage 30 //** 100 × 32 × 34 cm  
white: Art. No. 15000  
granite: Art. No. 15003  
mocha: Art. No. 15005



**TRIO Cottage 40 //** 130 × 42 × 44 cm  
white: Art. No. 15020  
granite: Art. No. 15023  
mocha: Art. No. 15025

## CLEVER COMBINATION

LECHUZA MAKES IT EASY FOR YOU TO EXCHANGE PLANTER LINERS BETWEEN DIFFERENT PLANTERS. HERE YOU CAN SEE WHICH PLANTERS HAVE THE SAME PLANTER LINERS TO OFFER YOU GREAT COMBINATION OPTIONS.

CUBICO COLOR 22	CUBICO COLOR 30	CUBE COTTAGE 30	CUBICO COLOR 40	CILINDRO COLOR 23	CILINDRO COLOR 32	BALCONERA COLOR 50	BALCONERA COLOR 80
CUBICO PREMIUM 22	CUBICO COTTAGE 30	CUBE PREMIUM 30	CUBICO COTTAGE 40	HAVAIO 30	HAVAIO 40	BALCONERA COTTAGE 50	BALCONERA COTTAGE 80
	CUBICO PREMIUM 30	CURSIVO PREMIUM 30	CUBICO PREMIUM 40			BALCONERA STONE 50	BALCONERA STONE 80
	TRIO COTTAGE 30		TRIO COTTAGE 40				
			CUBICO ALTO 40				
			CUBE COTTAGE 40				
			CUBE PREMIUM 40				
			CURSIVO PREMIUM 40				

Practical: In the fall, balconies, patios, and garden plants can easily be moved together with the planter liner to an indoor planter and returned outdoors in the spring. This keeps your planter arrangements all year and allows you to redesign them and add seasonal plantings with ease!

## RECOMMENDED FOR INDOOR USE

### CANTO Stone 14



**CANTO Stone 14 //** 14 × 14 × 14 cm  
stone grey: Art. No. 13470  
sand beige: Art. No. 13471  
graphite black: Art. No. 13472

**Natural stone finish**  
The CANTO Stone column/cube, BALCONERA Stone and CUBETO bowl planter also feature a natural stone look.

### CARARO Premium



**CARARO Premium //** 75 × 43 × 30 cm  
white high-gloss: Art. No. 18800  
charcoal metallic: Art. No. 18803  
scarlet red high-gloss: Art. No. 18829  
taupe high-gloss: Art. No. 18804  
black high-gloss: Art. No. 18809  
silver metallic: Art. No. 18808  
espresso metallic: Art. No. 18827



**Hidden rollers**  
CARARO is supplied with hidden rollers that make it easy to move.

### CLASSICO Premium LS



**CLASSICO Premium LS 21 //** 21 × 20 cm  
white high-gloss: Art. No. 16020  
charcoal metallic: Art. No. 16023  
scarlet red high-gloss: Art. No. 16027  
taupe high-gloss: Art. No. 16025  
black high-gloss: Art. No. 16029  
silver metallic: Art. No. 16028  
espresso metallic: Art. No. 16021



**CLASSICO Premium LS 28 //** 28 × 26 cm  
white high-gloss: Art. No. 16040  
charcoal metallic: Art. No. 16043  
scarlet red high-gloss: Art. No. 16047  
taupe high-gloss: Art. No. 16045  
black high-gloss: Art. No. 16049  
silver metallic: Art. No. 16048  
espresso metallic: Art. No. 16041




**CLASSICO Premium LS 35 //** 35 × 33 cm  
white high-gloss: Art. No. 16060  
charcoal metallic: Art. No. 16063  
scarlet red high-gloss: Art. No. 16067  
taupe high-gloss: Art. No. 16065  
black high-gloss: Art. No. 16069  
silver metallic: Art. No. 16068  
espresso metallic: Art. No. 16061



**CLASSICO Premium LS 43 //** 43 × 40 cm  
white high-gloss: Art. No. 16080  
charcoal metallic: Art. No. 16083  
scarlet red high-gloss: Art. No. 16087  
taupe high-gloss: Art. No. 16085  
black high-gloss: Art. No. 16089  
silver metallic: Art. No. 16088  
espresso metallic: Art. No. 16081



**CLASSICO Premium LS 50 //** 50 × 47 cm  
white high-gloss: Art. No. 16100  
charcoal metallic: Art. No. 16103  
scarlet red high-gloss: Art. No. 16107  
taupe high-gloss: Art. No. 16105  
black high-gloss: Art. No. 16109  
silver metallic: Art. No. 16108  
espresso metallic: Art. No. 16101



**Practical planter liner**  
with color-coordinated liner handle.



## CLASSICO Premium



**CLASSICO Premium 60 // 60 × 56 cm**  
white high-gloss: Art. No. 14500  
charcoal metallic: Art. No. 14503  
scarlet red high-gloss: Art. No. 14529  
taupe high-gloss: Art. No. 14506  
black high-gloss: Art. No. 14509  
silver metallic: Art. No. 14508  
espresso metallic: Art. No. 14527



**CLASSICO Premium 70 // 70 × 65 cm**  
white high-gloss: Art. No. 14600  
charcoal metallic: Art. No. 14603  
scarlet red high-gloss: Art. No. 14629  
taupe high-gloss: Art. No. 14606  
black high-gloss: Art. No. 14609  
silver metallic: Art. No. 14608  
espresso metallic: Art. No. 14627

## CUBE Glossy



**CUBE Glossy 14 // 14 × 14 × 14 cm**  
white high-gloss: Art. No. 13510  
charcoal high-gloss: Art. No. 13511  
scarlet red high-gloss: Art. No. 13512



**CUBE Glossy 16 // 17 × 17 × 16 cm**  
white high-gloss: Art. No. 13520  
charcoal high-gloss: Art. No. 13521  
scarlet red high-gloss: Art. No. 13522

**CUBE Glossy Kiss // 14 × 14 × 14 cm**  
cashmere cream high-gloss glitter: Art. No. 13515  
cherry pie high-gloss glitter: Art. No. 13514  
sweet candy high-gloss glitter: Art. No. 13513

## CUBE Color



**CUBE Color 14 // 14 × 14 × 14 cm**  
white: Art. No. 13380  
lime green: Art. No. 13385  
slate: Art. No. 13384



**CUBE Color 16 // 17 × 17 × 16 cm**  
white: Art. No. 13580  
lime green: Art. No. 13585  
slate: Art. No. 13584

## CUBE Glossy Triple



**CUBE Glossy Triple // 40 × 14 × 14 cm**  
white high-gloss: Art. No. 13670  
charcoal high-gloss: Art. No. 13671  
scarlet red high-gloss: Art. No. 13672

## CUBE Color Triple



**CUBE Color Triple // 40 × 14 × 14 cm**  
white: Art. No. 13680  
lime green: Art. No. 13685  
slate: Art. No. 13684



## CUBE Glossy Green Wall Home Kit



**CUBE Glossy Green Wall Home Kit // 48 × 14 × 14 cm**  
white high-gloss: Art. No. 13523  
charcoal high-gloss: Art. No. 13524  
scarlet red high-gloss: Art. No. 13525

With metal strip and magnetic bracket.

## CUBE Color Green Home Wall Kit



**CUBE Color Green Home Wall Kit // 48 × 14 × 14 cm**  
white: Art. No. 13398  
slate: Art. No. 13399

**Green Wall Home Kit by LECHUZA**  
The stylish and practical option for creating your very own green wall.

## THE LECHUZA WICK SYSTEM



QUICK AND SIMPLE:  
THE WICK ALLOWS YOU TO KEEP  
SMALL PLANTS IN THEIR POTS  
WHEN PLANTING THEM IN  
THE PLANTER.

## CUBE Premium



**CUBE Premium 30 // 30 × 30 × 30 cm**  
white high-gloss: Art. No. 16460  
charcoal metallic: Art. No. 16463  
scarlet red high-gloss: Art. No. 16467  
taupe high-gloss: Art. No. 16465  
black high-gloss: Art. No. 16469  
silver metallic: Art. No. 16468  
espresso metallic: Art. No. 16461



**CUBE Premium 40 // 40 × 40 × 40 cm**  
white high-gloss: Art. No. 16360  
charcoal metallic: Art. No. 16363  
scarlet red high-gloss: Art. No. 16367  
taupe high-gloss: Art. No. 16365  
black high-gloss: Art. No. 16369  
silver metallic: Art. No. 16368  
espresso metallic: Art. No. 16361



**CUBE Premium 50 // 50 × 50 × 50 cm**  
white high-gloss: Art. No. 16560  
charcoal metallic: Art. No. 16563  
scarlet red high-gloss: Art. No. 16567  
taupe high-gloss: Art. No. 16565  
black high-gloss: Art. No. 16569  
silver metallic: Art. No. 16568  
espresso metallic: Art. No. 16561



## CUBICO Premium



**CUBICO Premium 22 //** 22×22×41 cm  
white high-gloss: Art. No. 18460  
charcoal metallic: Art. No. 18463  
scarlet red high-gloss: Art. No. 18479  
taupe high-gloss: Art. No. 18464  
black high-gloss: Art. No. 18469  
silver metallic: Art. No. 18468  
espresso metallic: Art. No. 18477



**CUBICO Premium 30 //** 30×30×56 cm  
white high-gloss: Art. No. 18181  
charcoal metallic: Art. No. 18184  
scarlet red high-gloss: Art. No. 18183  
taupe high-gloss: Art. No. 18214  
black high-gloss: Art. No. 18186  
silver metallic: Art. No. 18185  
espresso metallic: Art. No. 18182



**CUBICO Premium 40 //** 40×40×75 cm  
white high-gloss: Art. No. 18191  
charcoal metallic: Art. No. 18194  
scarlet red high-gloss: Art. No. 18193  
taupe high-gloss: Art. No. 18215  
black high-gloss: Art. No. 18196  
silver metallic: Art. No. 18195  
espresso metallic: Art. No. 18192



**CUBICO Premium 50 //** 50×50×94 cm  
white high-gloss: Art. No. 18161  
charcoal metallic: Art. No. 18164  
scarlet red high-gloss: Art. No. 18163  
taupe high-gloss: Art. No. 18168  
black high-gloss: Art. No. 18166  
silver metallic: Art. No. 18165  
espresso metallic: Art. No. 18162

## CUBICO Premium Alto



**CUBICO Premium Alto //** 40×40×105 cm  
white high-gloss: Art. No. 18230  
charcoal metallic: Art. No. 18233  
scarlet red high-gloss: Art. No. 18249  
taupe high-gloss: Art. No. 18234  
black high-gloss: Art. No. 18239  
silver metallic: Art. No. 18238  
espresso metallic: Art. No. 18231



## CURSIVO Premium



**CURSIVO Premium 30 //** 30×30×49 cm  
white high-gloss: Art. No. 16600  
charcoal metallic: Art. No. 16603  
scarlet red high-gloss: Art. No. 16605  
taupe high-gloss: Art. No. 16604  
black high-gloss: Art. No. 16609  
silver metallic: Art. No. 16608  
espresso metallic: Art. No. 16606



**CURSIVO Premium 40 //** 40×40×67 cm  
white high-gloss: Art. No. 16620  
charcoal metallic: Art. No. 16623  
scarlet red high-gloss: Art. No. 16625  
taupe high-gloss: Art. No. 16624  
black high-gloss: Art. No. 16629  
silver metallic: Art. No. 16628  
espresso metallic: Art. No. 16626



## DELTA 10/20



**DELTA 10 //** 30×11×13 cm  
white high-gloss: Art. No. 15460  
charcoal metallic: Art. No. 15467  
scarlet red high-gloss: Art. No. 15469  
taupe high-gloss: Art. No. 15466  
pastel violet high-gloss: Art. No. 15465



**DELTA 20 //** 40×15×18 cm  
white high-gloss: Art. No. 15560  
charcoal metallic: Art. No. 15563  
scarlet red high-gloss: Art. No. 15579  
taupe high-gloss: Art. No. 15566  
pastel violet high-gloss: Art. No. 15572  
espresso metallic: Art. No. 15577



## DELTA Premium




**DELTA Premium 30 //** 30×56 cm  
white high-gloss: Art. No. 15500  
charcoal metallic: Art. No. 15503  
scarlet red high-gloss: Art. No. 15519



**DELTA Premium 40 //** 40×75 cm  
white high-gloss: Art. No. 15540  
charcoal metallic: Art. No. 15543  
scarlet red high-gloss: Art. No. 15559



## MINI-DELTINI/ DELTINI



**MINI-DELTINI //** 10×13 cm  
white high-gloss: Art. No. 14950  
charcoal metallic: Art. No. 14949  
scarlet red high-gloss: Art. No. 14960  
taupe high-gloss: Art. No. 14959



**DELTINI //** 14×18 cm  
white high-gloss: Art. No. 14900  
charcoal metallic: Art. No. 14903  
scarlet red high-gloss: Art. No. 14919  
taupe high-gloss: Art. No. 14904





## MINI-CUBI/ MAXI-CUBI



**MINI-CUBI // 9 × 9 × 18 cm**  
white high-gloss: Art. No. 18120  
charcoal metallic: Art. No. 18123  
scarlet red high-gloss: Art. No. 18121



**MAXI-CUBI // 14 × 14 × 26 cm**  
white high-gloss: Art. No. 18050  
charcoal metallic: Art. No. 18053  
scarlet red high-gloss: Art. No. 18051

## Orchidea



**ORCHIDEA // 18 × 18 × 20 cm**  
white matt: Art. No. 13960  
scarlet red matt: Art. No. 13962  
slate matt: Art. No. 13961

New

## OJO



**OJO // 21 × 21 × 15,75 cm**  
ocean blue: Art. No. 19044  
raven black: Art. No. 19047  
fire red: Art. No. 19046



**OJO // 21 × 21 × 15,75 cm**  
ruby pink: Art. No. 19041  
aquamarine: Art. No. 19043  
apple green: Art. No. 19042

New

## OJO Plant Set



**OJO Plant Set // 6 × 24 × 24 cm**  
Art. No. 19090  
includes: Wheatgrass seeds,  
LECHUZA-PON, plant plate

## QUADRO Premium LS



**QUADRO Premium LS 21 // 21 × 21 × 20 cm**  
white high-gloss: Art. No. 16127  
charcoal metallic: Art. No. 16123  
scarlet red high-gloss: Art. No. 16127  
taupe high-gloss: Art. No. 16125  
black high-gloss: Art. No. 16129  
silver metallic: Art. No. 16128  
espresso metallic: Art. No. 16121



**QUADRO Premium LS 28 // 28 × 28 × 26 cm**  
white high-gloss: Art. No. 16140  
charcoal metallic: Art. No. 16143  
scarlet red high-gloss: Art. No. 16147  
taupe high-gloss: Art. No. 16145  
black high-gloss: Art. No. 16149  
silver metallic: Art. No. 16148  
espresso metallic: Art. No. 16141



**QUADRO Premium LS 35 // 35 × 35 × 33 cm**  
white high-gloss: Art. No. 16160  
charcoal metallic: Art. No. 16163  
scarlet red high-gloss: Art. No. 16167  
taupe high-gloss: Art. No. 16165  
black high-gloss: Art. No. 16169  
silver metallic: Art. No. 16168  
espresso metallic: Art. No. 16161



**QUADRO Premium LS 43 // 43 × 43 × 40 cm**  
white high-gloss: Art. No. 16180  
charcoal metallic: Art. No. 16183  
scarlet red high-gloss: Art. No. 16187  
taupe high-gloss: Art. No. 16185  
black high-gloss: Art. No. 16189  
silver metallic: Art. No. 16188  
espresso metallic: Art. No. 16181



**QUADRO Premium LS 50 // 50 × 50 × 47 cm**  
white high-gloss: Art. No. 16280  
charcoal metallic: Art. No. 16283  
scarlet red high-gloss: Art. No. 16287  
taupe high-gloss: Art. No. 16285  
black high-gloss: Art. No. 16289  
silver metallic: Art. No. 16288  
espresso metallic: Art. No. 16281



**Practical planter liner  
with color-coordinated liner handle.**

## RONDO Premium



**RONDO Premium 32 // 32 × 56 cm**  
white high-gloss: Art. No. 15780  
charcoal metallic: Art. No. 15783  
scarlet red high-gloss: Art. No. 15799  
taupe high-gloss: Art. No. 15784  
black high-gloss: Art. No. 15789  
silver metallic: Art. No. 15788  
espresso metallic: Art. No. 15797



**RONDO Premium 40 // 40 × 75 cm**  
white high-gloss: Art. No. 15740  
charcoal metallic: Art. No. 15743  
scarlet red high-gloss: Art. No. 15759  
taupe high-gloss: Art. No. 15744  
black high-gloss: Art. No. 15749  
silver metallic: Art. No. 15748  
espresso metallic: Art. No. 15757

## YULA planter



**YULA planter // 17 × 17 × 15 cm**  
white/pistachio satin: Art. No. 13872  
white/grey satin: Art. No. 13862  
white/pearl rose satin: Art. No. 13892



## YULA plant bag



**YULA plant bag** // 38 × 18 × 17 cm  
white/pistachio satin: Art. No. 13871  
white/grey satin: Art. No. 13861  
white/pearl rose satin: Art. No. 13891

## YULA Vase Flower



**YULA Vase Flower** // 14 × 14 × 21 cm  
white/pistachio satin: Art. No. 13873  
white/grey satin: Art. No. 13863  
white/pearl rose satin: Art. No. 13893

# Luxury Line

Exquisite, elegant, exclusive. A line for everyone who loves luxury and can appreciate the charm of unmistakably-beautiful design. Dress your space in style – discover HAVALO.

## New HAVALO 25 Vase



**HAVALO 25 Vase** // 24 × 24 × 112 cm  
basalt grey: Art. No. 15998  
moon grey: Art. No. 15997  
seashell nude: Art. No. 15996

## WHAT MAKES OUR LECHUZA PLANTERS SO SPECIAL?

OUR PRODUCTS NOT ONLY IMPRESS WITH WORLD-CLASS DESIGN, THEY ALSO INCLUDE COUNTLESS INGENUOUS FEATURES. EXPERIENCE LECHUZA'S UNIQUE QUALITY FOR YOURSELF!

### INTELLIGENT IRRIGATION SYSTEM



All of our planters feature an intelligent irrigation system

### WIDE RANGE OF ACCESSORIES



A comprehensive selection of accessories is available for many of our planters

### IMPACT-RESISTANT



Our planters are very sturdy and impact-resistant

### 100% RECYCLABLE



Our planters are 100% recyclable

### ULTRALIGHT



The high-quality plastic design makes our planters as light as a feather

### UV-RESISTANT AND FROSTPROOF



Our premium materials are frostproof and UV-resistant

IRRESISTIBLY-STYLISH DESIGN  
WITH AN UNFORGETTABLE FEEL  
AND SUBTLE, NUANCED COLORS.





New  
HAVALO 30



**HAVALO 30** // 33 × 33 × 60 cm  
basalt grey: Art. No. 15968  
moon grey: Art. No. 15967  
seashell nude: Art. No. 15966

New  
HAVALO 40



**HAVALO 40** // 41 × 41 × 37 cm  
basalt grey: Art. No. 15978  
moon grey: Art. No. 15977  
seashell nude: Art. No. 15976

New  
HAVALO 60



**HAVALO 60** // 60 × 60 × 85 cm  
basalt grey: Art. No. 15988  
moon grey: Art. No. 15987  
seashell nude: Art. No. 15986

# ACCESSORIES

Original accessories from LECHUZA give you even more options for showcasing your plants. Be inspired by the possibilities.

## Green Wall



**Metal strip black** // 48 × 0.2 × 10 cm  
fits: CUBE Color 14, CUBE Glossy 14,  
CUBE Color Triple, CUBE Glossy Triple  
Art. No. 13401



**Metal strip black** // 4 × 6 × 14 cm  
fits: CUBE Color 14, CUBE Glossy 14,  
CUBE Color Triple, CUBE Glossy Triple  
Art. No. 13397



**Green Wall Home Kit by LECHUZA**  
The stylish and practical option for  
creating your very own green wall.

## BALCONERA



**BALCONERA brackets** // 4.5 × 18 × 19 cm  
fits: BALCONERA Color/Cottage/Stone 50/80  
black: Art. No. 19033  
white: Art. No. 19030



**BALCONERA Add-On Brackets** // 54–74 cm  
fits: BALCONERA Color/Cottage/Stone 50/80  
black: Art. No. 19035  
white: Art. No. 19034



**Perfect for your balcony**  
Practical brackets  
easily attach to  
balcony railings.

## YULA Macramé



**Macramé white** // 85 cm  
fits: YULA planter  
Art. No. 13879



**Trendy and practical**  
Artfully-stitched macramé  
for hanging your  
YULA planter.



## Coaster



**Coaster black // 26 × 5.8 cm**  
fits: CLASSICO Color 43, CLASSICO Premium LS 43, QUADRO Premium LS 43  
Art. No. 19880



**Coaster black // 36 × 5.8 cm**  
fits: CLASSICO Premium 60, CUBE Premium 50, CURSIVO Premium 50, CUBE Cottage 50  
Art. No. 13503

**Coaster // 32 × 32 × 4.5 cm**  
fits: CUBICO Premium 30, CUBICO Cottage 30, CUBICO Color 30  
charcoal metallic: Art. No. 13427  
white: Art. No. 13425

**Coaster black // 30 × 5.8 cm**  
fits: CLASSICO Premium LS 50 QUADRO Premium LS 50, CUBE Premium 40, CURSIVO Premium 40, CUBE Cottage 40, CANTO STONE 40,  
Art. No. 13403

**Coaster black // 42 × 5.8 cm**  
fits: CLASSICO Premium 70  
Art. No. 13603

**Coaster // 41 × 41 × 4.5 cm**  
fits: CUBICO Premium 40, CUBICO Cottage 40, CUBICO Color 40  
charcoal metallic: Art. No. 13417

## TRIO



**Pedestal black // 98 × 30 × 15 cm**  
fits: TRIO Cottage 30, TRIO Stone 30  
Art. No. 15012

**Pedestal black // 127 × 38 × 15 cm**  
fits: TRIO Cottage 40  
Art. No. 15032



**Trellis black // 86 × 135 cm**  
fits: TRIO Cottage 30, TRIO Stone 30  
Art. No. 15011

**Trellis black // 113 × 170 cm**  
fits: TRIO Cottage 40  
Art. No. 15031

## Stick<sup>3</sup>



**Wick<sup>3</sup> // spare part**  
fits: CUBE Color 14, CUBE Color 16, CUBE Color Triple, CUBE Glossy 14, CUBE Glossy 16, CUBE Glossy Triple, CANTO Stone 14, YULA planter and bag, OJO  
3 wicks: Art. No. 19949

## Plant plate



**Plant plate // 10.3 × 2 cm**  
fits:  
CUBE Color 14, CUBE Color 16, CUBE Color Triple, CUBE Glossy 14, CUBE Glossy 16, CUBE Glossy Triple, CANTO Stone 14, YULA planter, OJO  
Art.-No. 19091

**fits:**



CUBE 14/16



CUBE Triple



CANTO 14



YULA



OJO

## Hand pump



**LECHUZA hand pump // 200 g**  
Art. No. 19711



**Too much water?**  
No problem: Our hand pump lets you pump excess water from the reservoir.

## PON scoop large



**LECHUZA-PON scoop // 1 liter**  
bonbon: Art. No. 19063  
slate: Art. No. 19062  
pistachio: Art. No. 19061



**Clean planting**  
The PON scoop cleanly pours plant substrate into the planter.

## PON scoop small



**LECHUZA-PON scoop // 0.1 liter**  
bonbon: Art. No. 19073  
slate: Art. No. 19072  
pistachio: Art. No. 19071

## PICO watering aid



**PICO watering aid**  
May green: Art. No. 19916  
slate: Art. No. 19943  
bonbon: Art. No. 19944



**Water without spilling**  
The practical spout fits all watering cans with openings of up to 1 in.

## YULA watering can



**YULA watering can // 30 × 14 × 22 cm**  
white/pistachio satin: Art. No. 13870  
white/grey satin: Art. No. 13860  
white/pearl rose satin: Art. No. 13890



# PLANT SUBSTRATES AND FERTILIZER

The right substrate for every need. Discover our four original LECHUZA plant substrates for your green roommates!

## LECHUZA-PON



**LECHUZA-PON**  
3 L: Art. No. 19560  
6 L: Art. No. 19561  
12 L: Art. No. 19562  
18 L: Art. No. 19563

## TERRAPON



**TERRAPON**  
6 L: Art. No. 19571  
12 L: Art. No. 19572

## LECHUZA slow-release fertilizer PERFECT FLOWER



**LECHUZA slow-release fertilizer  
PERFECT FLOWER**  
100 g: Art. No. 19600

## LECHUZA slow-release fertilizer PERFECT LEAF



**LECHUZA slow-release fertilizer  
PERFECT LEAF**  
100 g: Art. No. 19601

## ORCHIDPON



**ORCHIDPON**  
3 L: Art. No. 19580  
6 L: Art. No. 19581

## VEGGIEPON



**VEGGIEPON**  
6 L: Art. No. 19591  
12 L: Art. No. 19592

## PERFECT ORCHID FLUID



**Liquid fertilizer for orchids  
PERFECT ORCHID FLUID**  
250 ml: Art. No. 19609

## ORCHID GLOSS



**Leaf shine spray for orchids  
ORCHID GLOSS**  
250 ml: Art. No. 19610





# LECHUZA IN STORES

## HOW TO FIND US AT YOUR LOCAL RETAILER

Would you like to experience the quality of our products for yourself?  
Then visit your nearest retailer today and ask for LECHUZA!

How does your preferred color look in daylight? Would you prefer matte or high-gloss?  
And is the planter really the right size for you?

Sometimes an illustration is not enough to help you find the right planter.  
Your local retailer offers a wide selection from the LECHUZA assortment along  
with expert advice so you're sure to find the right planter.



**You can always find us!**  
Thanks to our characteristic branding,  
you can easily identify the LECHUZA  
shelves at your local retailer.

May vary from image shown

## ALWAYS INFORMED

Look for our latest flyers, brochures, and  
catalogs at your local retailer! That way, you will  
always have access to the latest information  
and news from LECHUZA.

**No LECHUZA information in sight? Simply  
contact your local retailer!**



May vary from image shown





The party is  
far from over ...

VISIT US  
AT  
[WWW.LECHUZA.CO.UK](http://WWW.LECHUZA.CO.UK)

Would you like to learn more about LECHUZA?  
You can find LECHUZA planters online at [www.lechuza.co.uk](http://www.lechuza.co.uk)

 @LechuzaDeutschland

 @lechuza.world

 [youtube.com/lechuza](http://youtube.com/lechuza)

**LECHUZA** geobra Brandstätter Stiftung & Co. KG  
Brandstätterstr. 2-10 . 90513 Zirndorf . Germany  
Phone: +49 911 9666-2660 . Fax: +49 911 9666-1303  
Email: [service@lechuza.com](mailto:service@lechuza.com) . [www.lechuza.com](http://www.lechuza.com)

Distributed by:  
**LECHUZA UK**  
Phone: +44 1268 490184 . Fax: +44 1268 546446  
E-mail: [info@lechuza.co.uk](mailto:info@lechuza.co.uk)

Many of the products featured in this catalog are protected in numerous countries by industrial property rights for geobra Brandstätter Stiftung & Co. KG. The name LECHUZA is a registered trademark © 2019. Errors, changes and printing errors excepted. This brochure was printed in Germany on chlorine-free bleached paper.



**MIX**  
From responsible  
sources

**FSC® C011346**